










Title, Name and Qualifications	Professor Nazar Amso, PhD FRCOG FHEA Programme Director
	<p>Prof. Amso trained at Baghdad University and qualified in 1974. In 1980 he relocated to the UK where he obtained his MRCOG in 1984 then PhD in Reproductive Medicine in 1996. After a number of training posts he was appointed as Consultant Obstetrician and Gynaecologist at Gateshead in 1994 then joined the Faculty of Medicine at Cardiff University in 1998. Since then, he has relentlessly promoted ultrasound education, training and research. In 2004, with the help of colleagues, he set up the Master's course, which then expanded to include Medical as well as O&G Ultrasound modules.</p>
Title, Name and Qualifications	Dr Jacqueline Scott Programme Director
	<p>Dr Scott is a General Practitioner based in Cardiff, Wales. She studied Medicine at the University of Melbourne, graduating with honours in 1980, and has practised in both Australia and the United Kingdom. Her postgraduate qualifications include the Diploma of the Royal College of Obstetricians and Gynaecologists.</p> <p>She is a senior medical practitioner with a broad base of both medical and business skills, having management experience in the organisation and running of four NHS practices over a period of almost 30 years. She is committed to the education of future generations and has been actively involved in the training of GP registrars for more than 10 years, providing one to one education and support, and receiving excellent feedback in her evaluations. She is committed to the provision of high-quality educational programmes, tailored to each individual learner so they may achieve their personal goals within a well-supported framework</p>
Title, Name and Qualifications	Professor Rezan Abdul-Kadir, FRCOG, MD Consultant Obstetrician and Gynaecologist
	<p>Mrs Rezan Abdul-Kadir, Consultant Obstetrician and Gynaecologist at the Royal Free Hospital, London and Honorary Reader in Obstetrics and Gynaecology at University College Hospital, London. Rezan qualified from the College of Medicine, Baghdad University, Iraq and obtained membership of the RCOG in 1993, fellowship of the RCS in 1995 and ultimately her MD in 2000. In the intervening years she completed the joint RCOG/RCS Diploma in 1998. Rezan completed her obstetrics and gynaecology training at the Royal Free Hospital in London where she developed special interest leading to an MD in haemophilia and blood disorders in pregnancy.</p>

Title, Name and Qualifications	Mrs Jo Wiener FRCOG RCOG/RCR Advanced training in obstetric ultrasound
	<p>Dr Wiener has an excellent track record both as a clinician and an educator. Qualified from the Welsh National School of Medicine in 1971, obtained the Diploma in Obstetrics, Royal College of Obstetricians and Gynaecologists in 1973, MRCOG in 1976 and Fellowship of the RCOG in 1995. In the intervening years she completed Diploma in Philosophy and Health Care in 1993 and the joint RCOG-RCR certificate of Advanced Training in Obstetric Ultrasound in 1993.</p> <p>Dr Wiener has more than 30 publications in the fields of obstetrics, gynaecology and ultrasound.</p>
Title, Name and Qualifications	Sophie Wong Senior Sonographer, PhD Ultrasound (University of South Wales)
	<p>Sophie is an experienced Sonographer and works both in the NHS and in the private sector. She has worked in Aneurin Bevan University Health Board since 2012 and has a Post Graduate Diploma in Medical Ultrasound from graduating in University of South Wales. Sophie has a special interest in Foetal Medicine and in particular foetal cardiac scanning. In the NHS Sophie is proficient with general abdominal, gynaecological and all aspect of obstetrics. On the weekends and evenings she enjoys 4D bonding scanning in the private field as she enjoys a more relaxed and intimate atmosphere. She has been involved in training prospective Sonographers and Midwives from different faculties.</p> <p>Outside of work, Sophie enjoys spending time with her family and long walks with her very much loved dog. She is an event organiser for Ethnic Minority Women in Welsh Healthcare, in which the group recognises the talents of all Asian women and girls, and increases their self-esteem and motivation.</p>
Title, Name and Qualifications	Mrs Gayle Morgan
	<p>Gayle is a senior sonographer with over 10 years' experience in diagnostic ultrasound, having qualified initially as a radiographer with a BSc (Hons) in 2003 from the University of Central England, then in 2007 with a PgCert Obstetric Ultrasound from Sheffield Hallam University. Gayle has a passion for ultrasound and never ending desire to further her role and expand her career. She completed PgDip Medical Ultrasound at Sheffield in 2012 and PgCert in Musculoskeletal Ultrasound from University of Cumbria in 2016. Currently, Gayle is training to extend her scope of practice to include fine needle aspiration and biopsy of head and neck lesions. Throughout her career, Gayle has been supporting and supervising trainee sonographers and doctors. Her role at Medical and Educational Academy includes supporting our students and contributing to the further development of our ultrasound courses. Gayle is a member of the British Medical Ultrasound Society, the Society and College of Radiographers and is registered on the Voluntary Register of Sonographers.</p>

Title, Name and Qualifications	Mr Stephen Hall Head of Vascular Ultrasound, Royal Gwent Hospital
	<p>Stephen Hall is a senior Vascular Scientist based in Newport, South Wales. He studied Biomedical Science at Cardiff University and graduated in 1996. He has worked for more than 20 years in Healthcare, initially as an Operating Department Practitioner, and then became a fully accredited Vascular Scientist in 2007 (Society for Vascular Technology GB and Ireland). With 14 years' experience in the field of vascular ultrasound he has now completed over 20,000 scans, specialising in peripheral arterial/venous and carotid artery imaging. He has been regularly involved in training and development including the teaching and assessment of students, and has been involved in various studies and trials. He is enthusiastic to share knowledge and passionate to deliver and maintain excellent clinical standards.</p>
Title, Name and Qualifications	Arianna D'Angelo MD Consultant in Reproductive Medicine/Honorary Senior Lecturer
	<p>Arianna graduated in Medicine & gained her MD at the University School of Medicine of Palermo (Italy) in 1996. After general training in Obstetrics and Gynaecology at the University Hospital of Palermo she moved to the UK. Between 1999 and 2000 she attended Cardiff Assisted Reproductive Unit as Honorary Clinical Assistant & was appointed as Research Fellow. In 2003, she was appointed as Consultant in Reproductive Medicine at SISMeR, Reproductive Unit, Bologna (Italy). In 2005 she joined the team at the Isis Fertility Centre in Colchester as Fertility Specialist. Since 2007, she works as Consultant in Assisted Conception at the Heath Hospital, IVF Wales and as Clinical Lecturer for Cardiff University. She is currently the Person Responsible for the Human Fertilization and Embryology Authority (HFEA).</p> <p>Dr D'Angelo is a member of the Appeals panel.</p>
Title, Name and Qualifications	Dr Oudai Ali Consultant Obstetrician and Gynaecologist
	<p>Dr Ali is a consultant in obstetrician and gynaecologist working in Cumbria since 2014. He completed OG training at Wessex Deanery in 2012, with fellowship in Endometriosis. Dr Ali is devoted to providing women with the best care. He started an outpatient hysteroscopy service and continues to improve the minimal access surgery at the unit. He has contributed to training colleagues and nursing staff in novel techniques, standardised care and protocols. Dr Ali is a member of the BSGE and relevant international scientific bodies. He frequently presents at many platforms regarding hysteroscopy and laparoscopy. He cares for women with suspected or diagnosed gynaecologic cancer and is the colposcopy lead for Cumbria. Dr Ali is also a certified medical sonographer and is actively developing</p>

	diagnostic pathways along with training staff. Dr Ali is passionate about audit and teaching and aims to share his knowledge to others to provide the best for patients.
--	--

Title, Name and Qualifications	Dr Chiara Frendo-Balzan MD Speciality doctor in Obstetrics and Gynaecology
	Dr Chiara Frendo-Balzan is a Specialty doctor working in Obstetrics and Gynaecology. In 2005, she graduated in Malta, and her vision was to achieve higher training abroad. This brought her to Wales to pursue her training in obstetric and gynaecological ultrasound within Cardiff University. She graduated with a Diploma in 2012. Taking this new skill, she applied for specialty training in O&G in 2008. She has now gone through her training and has achieved European Fellowship in O&G.
Title, Name and Qualifications	Dr Manjula Reddy
	Dr Manjula Reddy is a senior specialist obstetrician and gynecologist. She is currently working in a tertiary care unit at a women and children's hospital in the UAE. She is an adjunct clinical faculty at the University of Sharjah medical school and takes immense pleasure in teaching the undergraduate medical students as well. She has extensive work experience in managing high-risk obstetric and general gynaecological cases with a special interest in ultrasound in obstetrics and gynaecology, and fetal medicine.
Title, Name and Qualifications	Dr Veronika Frisova Specialist in Fetal Medicine
	Dr Veronika Frisova is a specialist in Fetal Medicine. She currently works in her private clinic, Profema - Fetal Medicine Centre, and also as a lecturer in the Palacky University in Olomouc, Czech Republic. Dr Frisova is also a FMF London trainer. She is responsible for education and training for FMF certification of doctors both internationally as well as in Czech Republic. Dr Frisova first trained in Obstetrics, Gynaecology and Fetal Medicine in the Czech Republic. In 2004, she was offered a fellowship at Professor Nicolaidis' Fetal Medicine Foundation (FMF) and King's College Hospital, London. Dr Frisova worked at his unit for nearly three years, receiving at the end of her training a Diploma in Fetal Medicine in 2008. After returning back to the Czech Republic in 2007, Dr Frisova started to work privately and as a FMF London trainer to provide regular lectures and ultrasound courses. In 2008, Dr Frisova was offered a position in the Faculty Hospital Motol in Prague (2 nd Medical faculty of Charles University), where she dealt with detailed diagnosis of congenital defects by the combination of 2D, 3D and 4D ultrasound, and Fetal magnetic resonance. Based on this topic of her dissertation,

	<p>Dr Frisova obtained her Ph.D. title. Her main interests are combined imaging and complex diagnosis of congenital defects, and education in the field of Fetal medicine.</p>
--	--